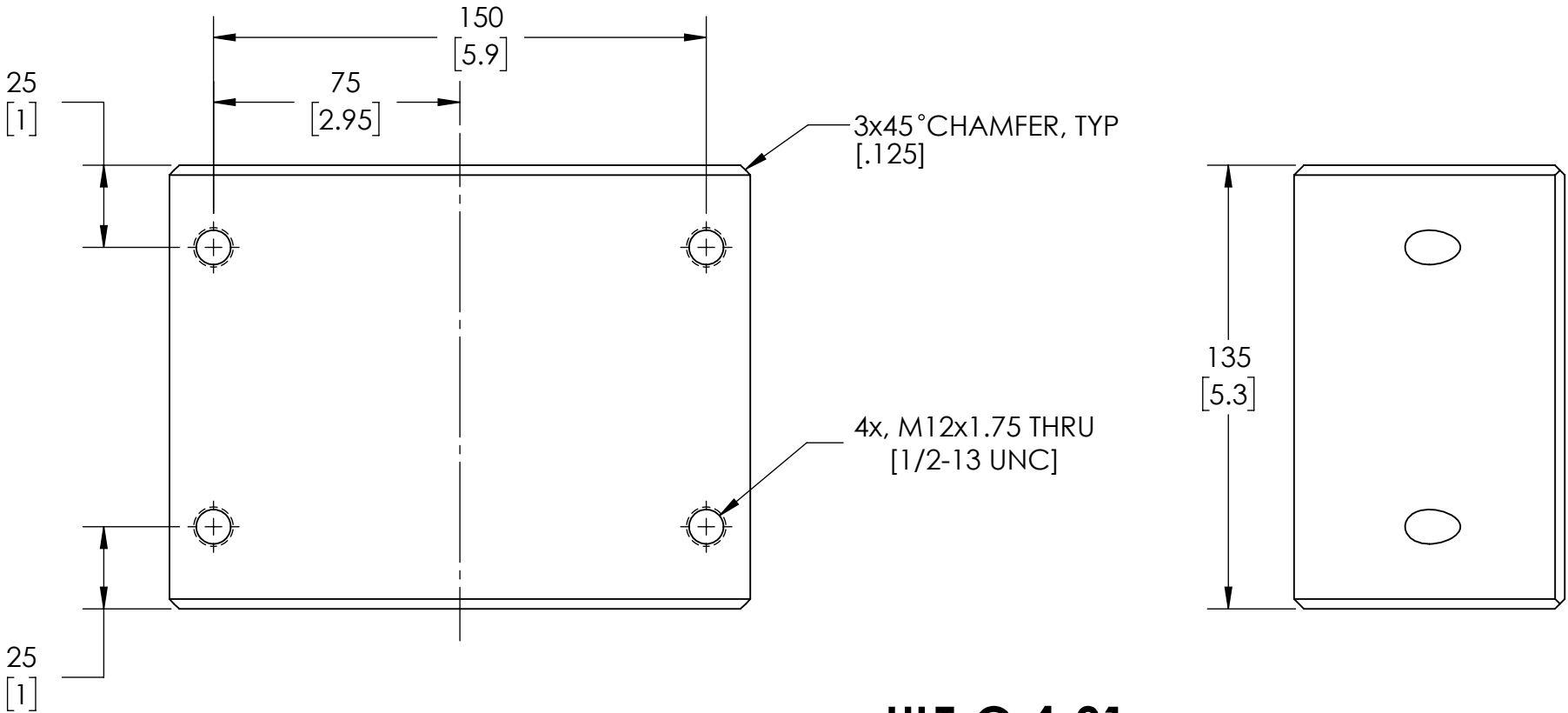
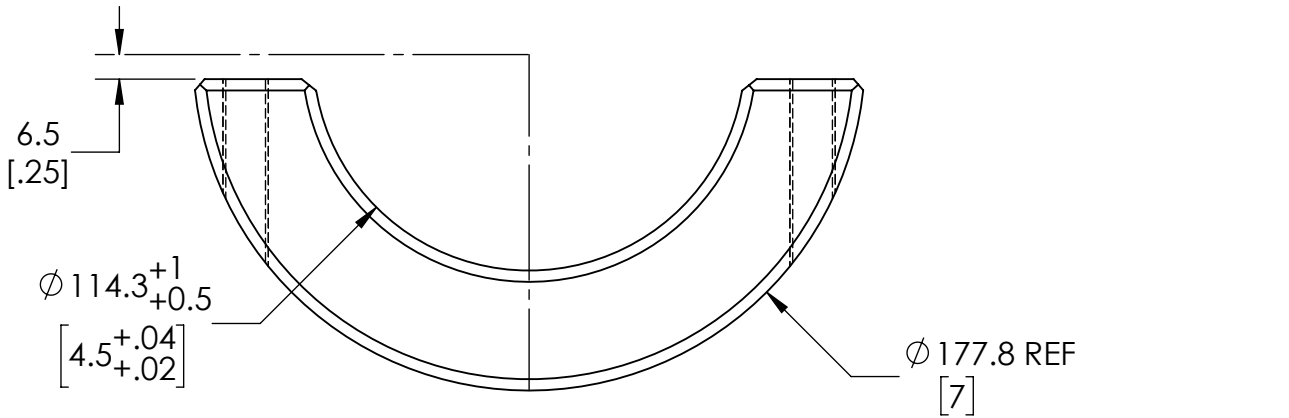
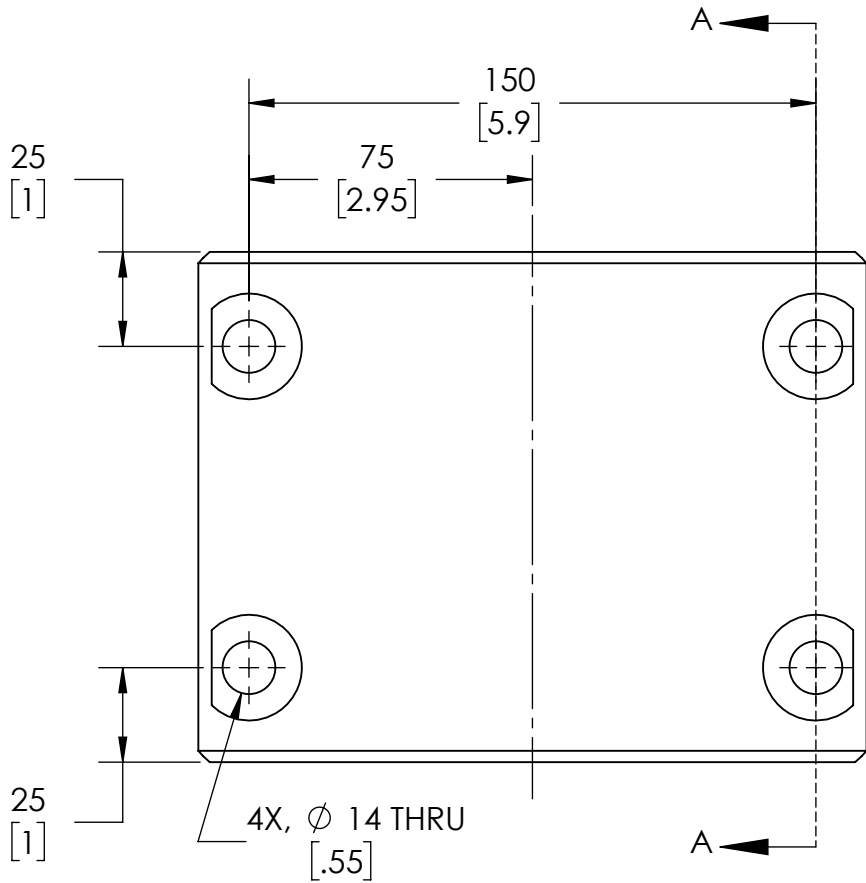


ITEM NO.	QTY.	PART NUMBER	DESCRIPTION
1	1	ULT-C-4-01	DYNAMIC ISOLATOR, END RING, FOR 4" PIPE, STEEL
2	1	ULT-C-4-02	DYNAMIC ISOLATOR, END RING, FOR 4" PIPE, STEEL
3	4	91290A632 [90128A722]	M12x1.75 x 65 LG SHCS [1/2-13 x 2.5 LG SHCS]
4	1	Pipe_REF	REF-INSTALL ON 4" PIPE

REVISIONS			
REV.	DESCRIPTION	DATE	APPROVED
01	INITIAL RELEASE	10/05/18	
02	Added metric bolt option, increased countersink diameter, bolt holes removed from process pipe.	July 11, 2020	

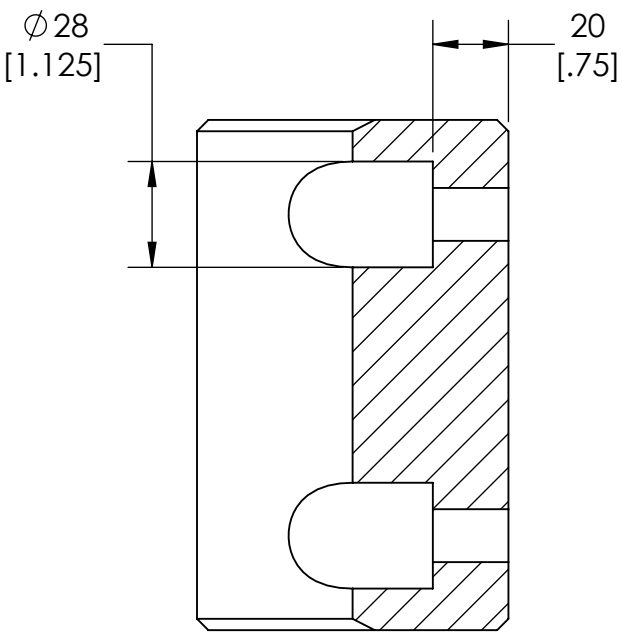


ULT-C-4-01

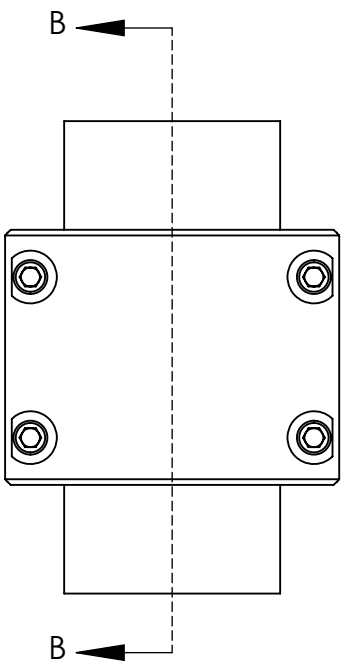


ULT-C-4-02

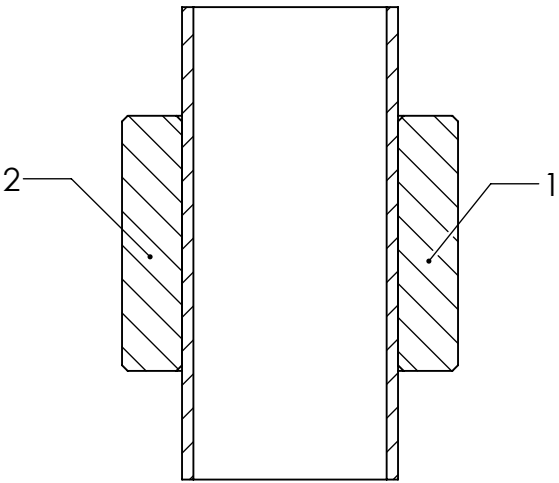
DIMENSIONALLY THE SAME AS -01
EXCEPT HOLES ARE DIFFERENT AS NOTED



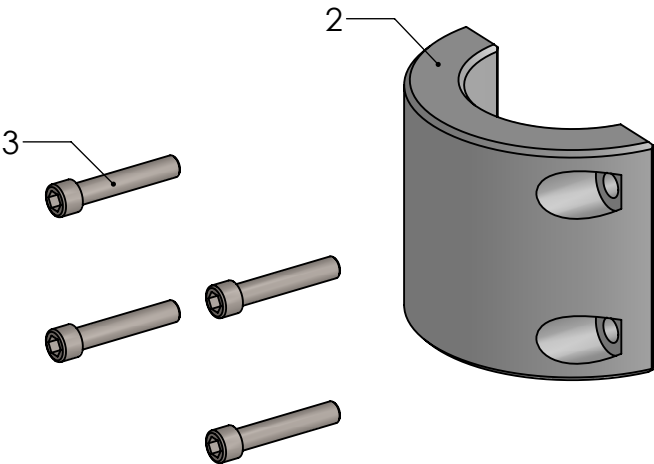
SECTION A-A



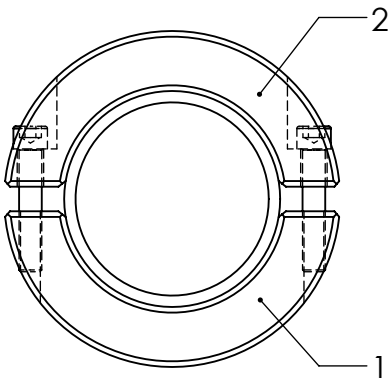
SCALE 1 : 4



SECTION B-B
SCALE 1 : 4



SCALE 1 : 4



SCALE 1 : 4

NOTES:

- MATERIAL: MAKE FROM 7.00x4.50" ID STEEL ROUND MECHANICAL TUBING.
- DEBURR SHARP EDGES.
- WEIGHT FOR REFERENCES:
ULT-C-4-01=7.07KG[15.59LBS]
ULT-C-4-02=6.71KG[14.79LBS]
(ULT-C-4-01)+(ULT-C-4-02)=13.78KG[30.38LBS]

PROPRIETARY AND CONFIDENTIAL
THE INFORMATION CONTAINED IN THIS
DRAWING IS THE SOLE PROPERTY OF
ULTIMO. ANY
REPRODUCTION IN PART OR AS A WHOLE
WITHOUT THE WRITTEN PERMISSION OF
ULTIMO IS
PROHIBITED.

UNLESS OTHERWISE SPECIFIED:		NAME	DATE	ULTIMO	
DIMENSIONS ARE IN MM [INCHES]		DRAWN	SK		
TOLERANCES:		CHECKED			
FRACTIONAL: ±1/32		ENG APPR.			
ANGULAR: MACH ±30°		MFG APPR.		TITLE: DYNAMIC ISOLATOR FOR 4" PIPE	
BEND ±		Q.A.			
TWO PLACE DECIMAL ±0.25		COMMENTS:			
THREE PLACE DECIMAL ±0.125				SIZE DWG. NO. REV	
INTERPRET GEOMETRIC TOLERANCING PER:				C DI 4in Assembly Drawing 02	
MATERIAL				SCALE: 1:4 WEIGHT: SHEET 1 OF 1	
SEE NOTES					
FINISH					
NEXT ASSY USED ON					
APPLICATION					
DO NOT SCALE DRAWING					